


Name of the Company	: KAVVERI TELECOM PRODUCTS LIMITED
Scrip Code	: 590041
Name of the scrip	: KAVERITEL
Class of security	: EQUITY
Quarter ended	: 30TH SEPTEMBER 2012

SHAREHOLDING PATTERN IN COMPLIANCE WITH CLAUSE 35 OF THE LISTING AGREEMENT AS ON 30TH SEPTEMBER 2012

1(a) Statement showing Shareholding Pattern


Partly paid-up shares :-	No of partly paid-up shares	As a % of total no. of partly paid-up shares	As a % of total no. of shares of the Company
Held by promoter/promoter group	-	-	-
Held by Public	-	-	-
Total(D)	-	-	-
Outstanding convertible securities :-	No of outstanding securities	As a % of total no. of outstanding convertible securities	As a % of total no. of shares of the company, assuming full conversion of the convertible securities
Held by promoter/promoter group	-	-	-
Held by Public	-	-	-
Total(E)	-	-	-
Warrants :-	No of warrants	As a % of total no. of warrants	As a % of total no. of shares of the Company, assuming full conversion of warrants
Held by promoter/promoter group	-	-	-
Held by Public	-	-	-
Total(F)	-	-	-
Total paid-up capital of the company, assuming full conversion of warrants and convertible securities (A+B+C)+(D+E+F)	20,124,260	-	100.00

Category Code	Category of shareholder	Total Number of shareholders	Total number of shares	Number of shares held in dematerialized form	Total shareholding as a percentage of total number of shares		Shares pledged or otherwise encumbered	
					As a percentage of (A+B)1	As a percentage of (A+B+C)	Number of shares	As a percentage
(I)	(II)	(III)	(IV)	(V)	(VI)	(VII)	(VIII)	(IX=(VIII)/(IV)*100
(A)	Shareholding of Promoter and Promoter Group[2]							
(1)	Indian							
(a)	Individuals/ Hindu Undivided Family	3	5527346	5527346	27.47	27.47	2,513,000	45.46
(b)	Central Government/ State Government(s)	-	-	-	-	-	-	-
(c)	Bodies Corporate	-	-	-	-	-	-	-
(d)	Financial Institutions/ Banks	-	-	-	-	-	-	-
(e)	Any Other (specify)	-	-	-	-	-	-	-
	Sub-Total (A)(1)	3	5527346	5527346	27.47	27.47	2,513,000	45.46
(2)	Foreign							
(a)	Individuals (Non-Resident Individuals/ Foreign Individuals)	-	-	-	-	-	-	-
(b)	Bodies Corporate	-	-	-	-	-	-	-
(c)	Institutions	-	-	-	-	-	-	-
(d)	Qualified Foreign Investor	-	-	-	-	-	-	-
(e)	Any Other (specify)	-	-	-	-	-	-	-
	Sub-Total (A)(2)	0	0	0	0.00	0.00	-	-
	Total Shareholding of Promoter and Promoter Group (A)= (A)(1)+(A)(2)	3	5,527,346	5,527,346	27.47	27.47	2,513,000	45.46
(B)	Public shareholding[3]							
(1)	Institutions							
(a)	Mutual Funds/ UTI	-	-	-	-	-	-	-
(b)	Financial Institutions/ Banks	-	-	-	-	-	-	-
(c)	Central Government/ State Government(s)	-	-	-	-	-	-	-
(d)	Venture Capital Funds	-	-	-	-	-	-	-
(e)	Insurance Companies	2	1,883,071	1,883,071	9.36	9.36	-	-
(f)	Foreign Institutional Investors	7	2,620,692	2,620,692	13.02	13.02	-	-
(g)	Foreign Venture Capital Investors	1	987,500	987,500	4.91	4.91	-	-
(h)	Qualified Foreign Investor	-	-	-	-	-	-	-
(i)	Any Other (specify)	-	-	-	-	-	-	-
	Sub-Total (B)(1)	10	5,491,263	5,491,263	27.29	27.29	-	-
(2)	Non-institutions							
(a)	Bodies Corporate	215	5,504,559	5,504,558	27.35	27.35	-	-
(b)	Individuals -							
	i. Individual shareholders holding nominal share capital up to Rs. 1 lakh.	4,948	1,641,772	1,567,546	8.16	8.16	-	-
	ii. Individual shareholders holding nominal share capital in excess of Rs. 1 lakh.	37	1,439,638	1,439,638	7.15	7.15	-	-
(c)	Qualified Foreign Investor	-	-	-	-	-	-	-
(d)	Any Other (specify)	-	-	-	-	-	-	-
	NRI	92	201,193	201,193	1.00	1.00	-	-
	Clearing Member	141	3,18,489	3,18,489	1.58	1.58	-	-
	Sub-Total (B)(2)	5,433	9,105,651	9,031,424	45.25	45.25	-	-
	Total Public Shareholding (B)= (B)(1)+(B)(2)	5,443	14,596,914	14,522,687	72.53	72.53	-	-
	TOTAL (A)+(B)	5,446	20,124,260	20,050,033	100.00	100.00	2,513,000	12.49
(C)	Shares held by Custodians and against which Depository Receipts have been issued							
1	Promoter and Promoter Group	-	-	-	-	-	-	-
2	Public	-	-	-	-	-	-	-
	Sub-Total (C)	-	-	-	-	-	-	-
	GRAND TOTAL (A)+(B)+(C)	5,446	20,124,260	20,050,033	100.00	100.00	2,513,000	12.49



(l) (b) Statement showing holding of securities (including shares, warrants, convertible securities) of persons belonging to the category "Promoter and Promoter Group"

Sr. No.	Name of the shareholder	Details of Shares held		Encumbered shares (*)			Details of warrants		Details of convertible securities		Total shares (including underlying shares assuming full conversion of warrants and convertible securities) as a % of diluted share capital
		No. of Shares held	As a % of grand total (A)+(B)+(C)	No.	As a percentage	As a % of grand total (A)+(B)+(C) of sub-clause (l)(a)	Number of warrants held	As a % total number of warrants of the same class	Number of convertible securities held	As a % total number of convertible securities of the same class	
(I)	(II)	(III)	(IV)	(V)	(VI)=(V)/(III)*100	(VII)	(VIII)	(IX)	(X)	(XI)	(XII)
1.	C Shivkumar Reddy	1928677	9.58	1404260	72.81	6.98	-	-	-	-	-
2.	R H Kasturi	1848569	9.19	603740	32.66	3.00	-	-	-	-	-
3.	Uma Reddy C	1750100	8.70	505000	28.86	2.51	-	-	-	-	-
	Total	5527346	27.47	2513000	45.46	12.49	0	0.00	0	0.00	0.00




(I)(c) (i) Statement showing holding of securities (including shares, warrants, convertible securities) of persons belonging to the category "Public" and holding more than 1% of the total number of shares

Sr. No.	Name of the shareholder	Number of shares held	Shares as a percentage of total number of shares (i.e., Grand Total (A)+(B)+(C) indicated in Statement at para (I)(a) above)	Details of warrants		Details of convertible securities		Total shares (including underlying shares assuming full conversion of warrants and convertible securities) as a % of diluted share capital
				Number of warrants held	As a % total number of warrants of the same class	Number of convertible securities held	% w.e.t total number of convertible securities of the same class	
1	IMAGE SECURITIES LTD	1990600	9.89	-	-	-	-	-
2	ATHENA INDIA OPPORTUNITIES	987500	4.91	-	-	-	-	-
3	GENERAL INSURANCE CORPORATION OF INDIA	983071	4.89	-	-	-	-	-
4	UNITED INDIA INSURANCE COMPANY LIMITED	900000	4.47	-	-	-	-	-
5	NEW LEANA INVESTMENTS LIMITED	810000	4.02	-	-	-	-	-
6	CREDO INDIA THEMATIC FUND LIMITED	701712	3.49	-	-	-	-	-
7	ARES DIVERSIFIED	630000	3.13	-	-	-	-	-
8	ACC ASSOCIATED CAPSULES PVT LTD	495677	2.46	-	-	-	-	-
9	Affluence Commodities Private Limited	486951	2.42	-	-	-	-	-
10	IL And FS Securities Services Limited	400000	1.99	-	-	-	-	-
11	INDIA FOCUS CARDINAL FUND	400000	1.99	-	-	-	-	-
	TOTAL	8785511	43.66	-	-	-	-	-

(I)(c) (ii) Statement showing holding of securities (including shares, warrants, convertible securities) of persons (together with PAC) belonging to the category "Public" and holding more than 5% of the total number of shares of the company

Sr. No.	Name(s) of the shareholder(s) and the Persons Acting in Concert (PAC) with them	Number of shares	Shares as a percentage of total number of shares (i.e., Grand Total (A)+(B)+(C) indicated in Statement at para (I)(a) above)	Details of warrants		Details of convertible securities		Total shares (including underlying shares assuming full conversion of warrants and convertible securities) as a % of diluted share capital
				Number of warrants	As a % total number of warrants of the same class	Number of convertible securities held	% w.e.t total number of convertible securities of the same class	
1	IMAGE SECURITIES LTD	1990600	9.89	-	-	-	-	-
	Total	1990600	9.89	-	-	-	-	-



(I)(d) **Statement showing details of locked-in shares**

Sr. No.	Name of the shareholder	Category of Shareholder (Promoters /Public)	Number of locked-in shares	Locked-in shares as a percentage of total number of shares {i.e., Grand Total (A)+(B)+(C) indicated in Statement at para (I)(a) above}
1	Uma Reddy C	Promoter	1,244,829	6.19
2	R H Kasturi	Promoter	1,244,829	6.19
3	Shivkumar Reddy	Promoter	394,139	1.96
	TOTAL		2,883,797	14.33

(II)(a) **Statement showing details of Depository Receipts (DRs)**

Sr. No.	Type of outstanding DR (ADRs, GDRs, SDRs, etc.)	Number of outstanding DRs	Number of shares underlying outstanding DRs	Shares underlying outstanding DRs as a percentage of total number of shares {i.e., Grand Total (A)+(B)+(C) indicated in Statement at para (I)(a) above}
	NIL	NIL	NIL	NIL

(II)(b) **Statement showing Holding of Depository Receipts (DRs), where underlying shares held by 'promoter / promoter group' are in excess of 1% of the total number of shares**

Sr. No.	Name of the DR Holder	Type of outstanding DR (ADRs, GDRs, SDRs, etc.)	Number of shares underlying outstanding DRs	Shares underlying outstanding DRs as a percentage of total number of shares {i.e., Grand Total (A)+(B)+(C) indicated in Statement at para (I)(a) above}
	NIL	NIL	NIL	NIL

For KAVVERI TELECOM PRODUCTS LIMITED


SIDHARTH.C.A
Company Secretary

